

## Pilkington Profilit Data Sheet

Product – **K22/60/7 Triple Standard**



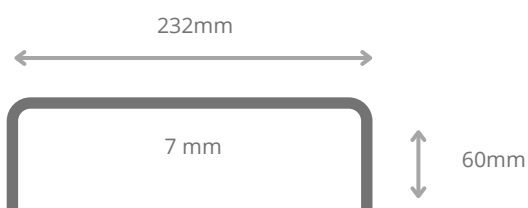
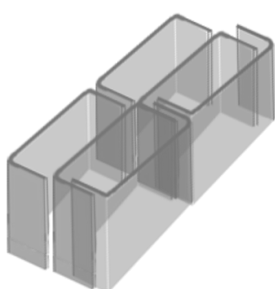
Pilkington Profilit™ is a U shaped profile glass. In standard configurations it is set within a perimeter aluminium frame in singular, double or triple glazed format. The modular nature of the system renders it a flexible design component perfect for inclusion within both exterior and interior projects.

Need project  
specific  
specification?

Contact our technical  
team on -

t: +44 (0)28 7965 9333

### Profile Dimensions




Weight = 25.5 kg/m<sup>2</sup>

Maximum panel length = 7m

Number of longitudinal wires at 25mm centres = 7  
\*optional\*

### Glass Range



Standard Pilkington Profilit™ glass is available in various aesthetic finishes and ornamentations such as Cast, Clear, and Sandblast. Unwired glass can also be toughened. Feasibility of glass types as well as their associated performance figures should be discussed with our technical team.



## Pilkington Profilit Data Sheet

Product – **K22/60/7 Triple Standard**

### Span Charts

This table gives the maximum installation lengths in metres for vertical Pilkington Profilit glass within closed buildings. These figures should be used as a guide only; all design details should be confirmed by Topglass' technical department.

Service Wind Load kPa	Standard Profilit Glass Type	
	Cast Annealed / Sandblasted	Toughened Sandblasted
0.6	4.553	6.977
0.7	4.216	6.713
0.8	3.943	6.493
0.9	3.718	6.304
1	3.527	6.140
1.1	3.363	5.996
1.2	3.220	5.867
1.3	3.093	5.751
1.4	2.981	5.645
1.5	2.880	5.548
1.6	2.788	5.460
1.8	2.629	5.260
2	2.494	4.990
2.5	2.231	4.463
3	2.036	4.074

Need project  
specific  
specification?

Contact our technical  
team on -

t: +44 (0)28 7965 9333



## Pilkington Profilit Data Sheet

### Product – K22/60/7 Triple Standard

Need project  
specific  
specification?

Contact our technical  
team on -

t: +44 (0)28 7965 9333

### Span Charts

The resistance against the applied loads has been considered provided by the flanges of both inner and outer channels. Therefore, the flanges of each channel take half of the applied load and sandblasting is not relevant in the design strength of the profiles.

Service Crowd Load kN	Standard Profilit Glass Type	
	Cast Annealed / Sandblasted	Toughened
0.36kN/m; 0.5kPa; 0.25kN	23.44	23.44
0.74kN/m; 1.0kPa; 0.5kN	5.21	12.75
3.0kN/m; 1.5kPa; 1.5kN	1.49	5.53

### Product Characteristics

Ug-Value	G-Value	Light Transmission %	Rw-Value dB
0.92W/m2K	0.51	52	Up to 57dB